


enclosures: size "77.27"

standard page: 198 - 202
aggressive environments page: 209
EMC page: 210


panel supports:
COB page: 258 - 259

- characteristics according to EN 61984:
80A 690V 8kV 3
16A 400V 6kV 3
- UL, CSA, CCC, GL certified
- for maximum current load, see the insert load curve section on page 33
- inserts for applications with temperatures up to 180 °C, available on request

**inserts,
screw terminal connection**



**inserts,
screw terminal connection**



description

female inserts with female contacts
 male inserts with male contacts

female inserts with female contacts
 male inserts with male contacts

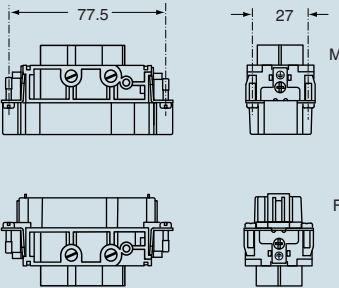
part No.

CXF 4/0
CXM 4/0

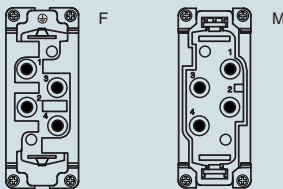
part No.

CXF 4/2
CXM 4/2

dimensions in mm



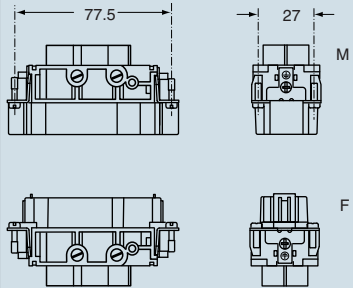
contacts side (front view)



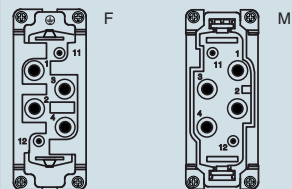
80A contacts

- without plate for section conductors:
 4 - 16 mm² - AWG 12 - 6
- torsion couple recommended for conductor fastening screws and stripping length see section feature of inserts on page 13

dimensions in mm



contacts side (front view)



80A contacts

- without plate for section conductors:
 4 - 16 mm² - AWG 12 - 6
- torsion couple recommended for conductor fastening screws and stripping length see section feature of inserts on page 13

16A contacts

- without plate for section conductors:
 0.25 - 2.5 mm² - AWG 24 - 14
- torsion couple recommended for conductor fastening screws and stripping length see section feature of inserts on page 13

dimensions shown are not binding
 and may be changed without notice